




MEMS INERTIAL CHIP AND MODULE



www.memsmag.com

ACM-100/200/300 INDUSTRIAL GRADE


MEMS Accelerometer Chip and Module



Measuring Range.....	±2/±8/±40g
Measuring Axis.....	X, Y, Z
Zero Bias Stability (10s, 1σ).....	1.5/7.5/22mg
Zero Bias Temperature Coefficient (full temperature).....	0.1/0.5/1.5mg/°C
Resolution.....	1/5/15mg
Impact Resistance.....	20000g,2ms,1/2 sine
Anti-Vibration.....	10grms,10~1000Hz
Communication Protocol.....	Rs232/Rs485/Rs422/TTL/CAN
Output Signal.....	Digital/Analog(current/voltage)
Pack and Size.....	Shell, 60*59*29mm
Weight.....	180g

ACM-1200 INDUSTRIAL GRADE

MEMS Accelerometer Chip and Module




Measuring Range.....	$\pm 10/\pm 15/\pm 20g$
Measuring Axis.....	Z
Zero Bias Stability (10s, 1σ).....	100mg
Zero Bias Temperature Coefficient (full temperature).....	$3mg/^\circ C$
Resolution.....	0.3/0.4/0.5mg
Impact Resistance.....	20000g, 2ms, 1/2 sine
Anti-Vibration.....	10grms, 10~1000Hz
Communication Protocol.....	I ² C/SPI/UART
Output Signal.....	Digital/Analog(current/voltage)
Pack and Size.....	Chip, 9*9*2.8mm
Weight.....	1.5g



ACM-1900-A/B/C/D TACTICAL GRADE


MEMS Accelerometer Chip and Module



Measuring Range.....	±2~10/±30~50/±70~100/±150~200g
Measuring Axis.....	X
Zero Bias Stability (10s, 1σ).....	20/50/150/250μg
Zero Bias Temperature Coefficient (full temperature).....	10/50/100/200μg/°C
Resolution.....	5/10/25/50μg
Impact Resistance.....	20000g,2ms,1/2 sine
Vibration Rectification Error (6grms).....	0.4/0.15/0.05mg
Communication Protocol.....	I ² C/SPI/UART
Output Signal.....	Digital
Pack and Size.....	Chip, 9*9*2.8mm
Weight.....	1.5g

MG-101/102 TACTICAL GRADE


MEMS Gyroscope Chip and Module



Dynamic Range.....	±100°/s
Measuring Axis.....	X or Y
Zero Bias Stability (10s, 1σ).....	0.1°/hr
Zero Bias Repeatability (1σ).....	0.1°/hr
Random Walk Coefficient	0.005°/√h
The Scale Factor of Nonlinearity.....	200ppm (1σ)
The Scale Factor of Repeatability.....	50ppm (1σ)
The Scale Factor of Temperature.....	300ppm (1σ)
Resolution.....	24bits
Impact Resistance.....	10000g, 10ms, 1/2 sine
Vibration Conditions.....	18grms, 20~2000Hz
Communication Protocol.....	I ² C/SPI/UART
Output Signal.....	Digital
Pack and Size.....	Chip, 11*11*0.3mm
Weight.....	1.5g

MG-401/402/403 TACTICAL GRADE

MEMS Gyroscope Chip and Module




Dynamic Range.....	±400°/s
Measuring Axis.....	X or Y
Zero Bias Stability (10s, 1σ).....	1/1/0.5°/hr
Zero Bias Repeatability (1σ).....	1/0.3/0.3°/hr
Random Walk Coefficient	0.05/0.05/0.025°/√h
The Scale Factor of Nonlinearity.....	200/300/100ppm (1σ)
The Scale Factor of Repeatability.....	100/50/50ppm (1σ)
The Scale Factor of Temperature.....	500/300/100ppm (1σ)
Resolution.....	24bits
Impact Resistance.....	10000g, 10ms, 1/2 sine
Vibration Conditions.....	18grms, 20~2000Hz
Communication Protocol.....	I ² C/SPI/UART
Output Signal.....	Digital
Pack and Size.....	Chip, 11*11*0.3mm
Weight.....	1.5g



MG-501/502/503 TACTICAL GRADE

MEMS Gyroscope Chip and Module




Dynamic Range.....	±500°/s
Measuring Axis.....	X or Y
Zero Bias Stability (10s, 1σ).....	2.5/5/2°/hr
Zero Bias Repeatability (1σ).....	3/5/1°/hr
Random Walk Coefficient	0.125/0.25/0.1°/√h
The Scale Factor of Nonlinearity.....	150ppm (1σ)
The Scale Factor of Repeatability.....	10/10/20ppm (1σ)
The Scale Factor of Temperature.....	50ppm (1σ)
Resolution.....	24bits
Impact Resistance.....	10000g, 10ms, 1/2 sine
Vibration Conditions.....	18grms, 20~2000Hz
Communication Protocol.....	I ² C/SPI/UART
Output Signal.....	Digital
Pack and Size.....	Chip, 11*11*0.3mm
Weight.....	1.5g

MG-1001/1002

INDUSTRIAL GRADE


Electronic Compass Sensor



Dynamic Range.....	$\pm 1000^\circ/\text{s}$
Measuring Axis.....	X or Y
Zero Bias Stability (10s, 1σ).....	4/1 $^\circ$ /hr
Zero Bias Repeatability (1σ).....	4/0.5 $^\circ$ /hr
Random Walk Coefficient	0.15/0.05 $^\circ$ / $\sqrt{\text{h}}$
The Scale Factor of Nonlinearity.....	150/100ppm (1σ)
The Scale Factor of Repeatability.....	5/20ppm (1σ)
The Scale Factor of Temperature.....	50/100ppm (1σ)
Resolution.....	24bits
Impact Resistance.....	10000g, 10ms, 1/2 sine
Vibration Conditions.....	18grms, 20~2000Hz
Communication Protocol.....	I ² C/SPI/UART
Output Signal.....	Digital
Pack and Size.....	Chip, 11*11*0.3mm
Weight.....	1.5g

MG-2001 TACTICAL GRADE


MEMS Gyroscope Chip and Module



Dynamic Range.....	±2000°/s
Measuring Axis.....	X or Y
Zero Bias Stability (10s, 1σ).....	5°/hr
Zero Bias Repeatability (1σ).....	5°/hr
Random Walk Coefficient	0.25°/√h
The Scale Factor of Nonlinearity.....	150ppm (1σ)
The Scale Factor of Repeatability.....	5ppm (1σ)
The Scale Factor of Temperature.....	50ppm (1σ)
Resolution.....	24bits
Impact Resistance.....	10000g, 10ms, 1/2 sine
Vibration Conditions.....	18grms, 20~2000Hz
Communication Protocol.....	I ² C/SPI/UART
Output Signal.....	Digital
Pack and Size.....	Chip, 11*11*0.3mm
Weight.....	1.5g

MG-4001/4002 TACTICAL GRADE

MEMS Gyroscope Chip and Module



Dynamic Range.....	±4000°/s
Measuring Axis.....	X or Y
Zero Bias Stability (10s, 1σ).....	10/4°/hr
Zero Bias Repeatability (1σ).....	5/1°/hr
Random Walk Coefficient	0.5/0.15°/√h
The Scale Factor of Nonlinearity.....	100ppm (1σ)
The Scale Factor of Repeatability.....	10ppm (1σ)
The Scale Factor of Temperature.....	100ppm (1σ)
Resolution.....	24bits
Impact Resistance.....	10000g, 10ms, 1/2 sine
Vibration Conditions.....	18grms, 20~2000Hz
Communication Protocol.....	I ² C/SPI/UART
Output Signal.....	Digital
Pack and Size.....	Chip, 11*11*0.3mm
Weight.....	1.5g



The Leader in China Inertial Sensor Market



Unmanned Aerial
Vehicles




Satellites



Autonomous Vehicles



Remotely Operated
Underwater Vehicles



Maritime Echosounder
Application



Petroleum Extraction
and Exploration